




## 2010 AR STATE May 22, 2010

All Shooters


	Match Score	--- Penalties ---					Stage 1	Stage 2	Stage 3	Stage 4	Stage 5	Stage 6	Stage 7	Stage 8	Stage 9	Stage 10	Stage 11	Stage 12	Stage 13
		PD	NT	PE	FN	FTDR													
<b>CDP - Master</b>																			
1 Matt Sims	<b>189.27</b>	36	0	1	1	0	13.66 (4)	22.26 (3)	13.26 (1)	15.39 (8)	<b>9.63(3)</b>	24.43 (3)	19.62 (6)	6.13 (1)	6.58 (0)	15.41 (2)	17.32 (2)	12.06 (1)	13.52 (2)
2 Eric Fuson	<b>189.97</b>	28	0	1	0	0	14.12 (2)	19.16 (1)	<b>11.87(0)</b>	<b>12.88(1)</b>	10.16 (3)	29.89 (6)	14.66 (5)	6.57 (1)	6.52 (1)	18.06 (2)	22.56 (5)	<b>10.57(0)</b>	12.95 (1)
3 Ray Gardocki	<b>233.82</b>	73	2	0	0	0	20.11 (17)	26.28 (11)	13.38 (5)	18.08 (13)	11.05 (1)	24.18 (2)	25.28 (5)	9.79 (2)	7.17 (1)	22.89 (2)	29.98 (9)	11.16 (3)	14.47 (2)
<b>CDP - Expert</b>																			
1 Mike Rys	<b>230.50</b>	52	1	1	0	0	18.26 (5)	23.58 (4)	19.46 (3)	20.93 (11)	11.29 (2)	27.65 (2)	22.45 (5)	6.96 (0)	8.29 (3)	20.33 (5)	21.77 (5)	13.39 (3)	16.14 (4)
2 Mike Sisk	<b>231.55</b>	52	0	3	0	0	18.71 (8)	26.52 (7)	13.20 (2)	14.16 (0)	14.24 (6)	31.64 (11)	17.49 (6)	<b>5.82(1)</b>	11.41 (2)	16.69 (2)	21.36 (2)	23.77 (0)	16.54 (5)
3 Robert Walker	<b>257.57</b>	42	0	0	0	0	19.69 (2)	26.52 (3)	14.79 (1)	16.62 (8)	12.93 (0)	37.02 (2)	18.36 (5)	11.55 (1)	10.22 (4)	29.62 (4)	25.01 (3)	14.82 (1)	20.42 (8)
4 Greg Brose	<b>259.80</b>	59	1	2	2	0	28.18 (14)	24.37 (3)	18.57 (2)	18.13 (3)	12.76 (5)	32.66 (4)	19.60 (9)	7.24 (1)	7.62 (3)	23.36 (4)	23.08 (2)	18.41 (1)	25.82 (8)
5 Keith Templeton	<b>267.18</b>	34	2	0	0	0	21.10 (5)	33.76 (1)	16.19 (0)	22.26 (1)	13.81 (2)	28.19 (3)	23.37 (6)	10.03 (2)	8.08 (2)	27.99 (9)	21.51 (0)	17.96 (0)	22.93 (3)
6 Neal Clayton	<b>269.52</b>	76	0	0	2	0	18.57 (7)	29.98 (12)	13.57 (1)	20.39 (5)	13.99 (5)	49.88 (14)	30.47 (11)	11.21 (2)	8.28 (2)	16.12 (3)	25.96 (8)	12.56 (1)	18.54 (5)
7 Wade Reaves	<b>278.14</b>	64	0	0	1	0	24.48 (16)	31.64 (7)	23.89 (2)	29.20 (7)	14.93 (4)	35.80 (10)	29.00 (9)	6.55 (1)	7.96 (2)	15.21 (1)	23.40 (1)	17.17 (1)	18.91 (3)
8 Bob Briggs	<b>280.84</b>	49	1	0	2	0	28.70 (11)	25.38 (3)	16.13 (3)	22.97 (7)	15.15 (1)	56.19 (11)	25.33 (6)	9.71 (1)	8.56 (1)	16.76 (0)	23.69 (2)	15.09 (1)	17.18 (2)
9 Myrin Young	<b>282.00</b>	59	3	1	0	0	17.76 (8)	32.59 (11)	14.42 (4)	18.60 (1)	12.53 (0)	33.98 (4)	26.83 (15)	9.86 (3)	10.35 (2)	39.85 (3)	24.65 (5)	15.84 (1)	24.74 (2)
Cody Ray	<b>DQ</b>																		
<b>CDP - Sharpshooter</b>																			
1 Michael Walls	<b>234.81</b>	40	0	0	0	0	20.31 (3)	25.04 (6)	15.42 (5)	16.17 (5)	11.07 (2)	29.90 (1)	18.34 (3)	8.99 (4)	8.20 (2)	26.19 (1)	21.74 (4)	15.64 (3)	17.80 (1)
2 Don Baker	<b>259.86</b>	53	0	0	1	0	26.33 (10)	24.17 (3)	15.09 (2)	23.58 (12)	14.13 (2)	30.60 (1)	25.82 (8)	8.09 (1)	9.33 (2)	24.21 (3)	26.24 (4)	15.98 (1)	16.29 (4)
3 Dennis Doti	<b>264.16</b>	29	0	1	0	0	20.19 (4)	26.62 (3)	15.97 (2)	21.35 (8)	16.28 (0)	33.47 (1)	25.05 (3)	7.40 (0)	9.33 (2)	28.98 (3)	21.63 (1)	17.72 (0)	20.17 (2)
4 Charles Morris	<b>269.16</b>	65	1	0	0	0	20.40 (6)	32.68 (6)	16.09 (7)	19.09 (1)	16.01 (7)	52.35 (8)	21.84 (3)	10.27 (7)	8.96 (5)	15.78 (3)	24.12 (5)	15.73 (3)	15.84 (4)
5 Bradley Ludolph	<b>293.37</b>	81	1	1	1	0	15.89 (2)	28.31 (7)	24.83 (11)	21.72 (4)	23.88 (4)	38.27 (10)	23.83 (21)	11.20 (5)	22.84 (2)	19.97 (5)	27.35 (6)	17.81 (2)	17.47 (2)
6 Michael Holland	<b>294.47</b>	63	0	1	0	0	21.78 (4)	34.56 (10)	17.15 (4)	20.00 (4)	14.87 (2)	33.79 (6)	29.87 (17)	9.13 (1)	9.98 (3)	43.69 (3)	25.59 (5)	16.00 (2)	18.06 (2)
7 Jeb Burnett	<b>301.92</b>	59	3	1	1	0	18.81 (5)	29.84 (8)	23.12 (4)	31.39 (10)	13.94 (2)	32.38 (5)	38.49 (8)	9.28 (1)	13.19 (2)	24.04 (5)	22.46 (6)	21.58 (1)	23.40 (2)
8 Dan Welter	<b>302.92</b>	64	0	2	2	0	21.61 (6)	32.96 (2)	17.48 (2)	19.32 (5)	14.07 (0)	41.40 (8)	33.96 (17)	12.81 (1)	12.78 (0)	17.79 (1)	36.64 (15)	21.04 (2)	21.06 (5)
9 Rick Nitschke	<b>303.67</b>	82	2	1	0	0	23.84 (8)	34.76 (15)	18.44 (2)	25.76 (12)	14.78 (0)	43.62 (12)	25.68 (14)	9.84 (0)	8.40 (0)	23.46 (2)	30.66 (4)	18.27 (2)	26.16 (11)
10 Jonathan Perry	<b>317.44</b>	74	1	1	1	0	30.37 (15)	36.02 (12)	16.27 (0)	19.49 (2)	17.02 (4)	40.45 (1)	24.44 (7)	12.09 (7)	16.32 (3)	30.05 (5)	28.58 (3)	18.80 (3)	27.54 (12)
11 Perry Henderson	<b>353.59</b>	93	2	0	2	0	30.88 (13)	31.74 (6)	24.79 (3)	30.90 (14)	21.91 (5)	48.38 (5)	37.76 (14)	22.07 (14)	10.29 (2)	19.91 (3)	29.58 (6)	22.37 (4)	23.01 (4)
12 Richard Davis	<b>368.35</b>	82	2	0	3	0	40.51 (15)	28.67 (2)	21.00 (5)	23.64 (4)	25.26 (1)	46.32 (13)	34.67 (8)	15.71 (2)	11.23 (3)	50.15 (9)	29.22 (8)	15.89 (1)	26.08 (11)
13 Ron Denton	<b>504.25</b>	80	0	3	3	0	41.60 (11)	64.16 (9)	19.15 (3)	33.50 (9)	21.51 (2)	45.33 (3)	54.70 (17)	19.19 (0)	34.79 (0)	68.51 (7)	37.24 (14)	38.54 (3)	26.03 (2)
Walls Michael	<b>DNF</b>						(0)	(0)	(0)	(0)	(0)	(0)	(0)	(0)	(0)	(0)	(0)	(0)	(0)
Brad Rudolph	<b>DNF</b>						(0)	(0)	(0)	(0)	(0)	(0)	(0)	(0)	(0)	(0)	(0)	(0)	(0)



## 2010 AR STATE May 22, 2010

All Shooters


	Match Score	--- Penalties ---					Stage 1	Stage 2	Stage 3	Stage 4	Stage 5	Stage 6	Stage 7	Stage 8	Stage 9	Stage 10	Stage 11	Stage 12	Stage 13
		PD	NT	PE	FN	FTDR													
<b>CDP - Marksman</b>																			
1 Brian Bigelow	<b>254.90</b>	79	0	1	0	0	18.06 (9)	28.15 (10)	14.24 (2)	15.03 (2)	21.25 (17)	27.53 (4)	22.11 (8)	6.86 (0)	6.60 (0)	26.86 (5)	32.27 (10)	15.25 (4)	20.69 (8)
2 David Scruggs	<b>279.63</b>	51	2	1	0	0	16.27 (2)	37.95 (19)	19.29 (4)	26.61 (1)	14.43 (2)	30.51 (2)	33.29 (12)	10.59 (0)	8.04 (0)	14.34 (2)	21.88 (2)	21.71 (3)	24.72 (2)
3 Abraham Reyes	<b>298.94</b>	48	0	0	0	0	24.88 (10)	36.52 (12)	18.21 (2)	22.72 (3)	15.82 (5)	44.85 (0)	22.80 (1)	8.69 (2)	6.53 (0)	35.21 (0)	25.78 (4)	14.84 (4)	22.09 (5)
4 Richard England	<b>308.31</b>	62	2	0	0	0	29.42 (14)	31.39 (5)	22.64 (4)	21.31 (9)	14.96 (1)	48.10 (1)	23.59 (7)	14.83 (10)	9.00 (1)	29.44 (1)	27.74 (2)	16.29 (3)	19.60 (4)
5 Mike Carter	<b>342.20</b>	90	1	2	3	0	35.80 (15)	36.93 (9)	19.04 (1)	22.92 (7)	19.28 (1)	45.43 (9)	36.76 (16)	13.22 (5)	10.36 (3)	21.98 (4)	35.83 (7)	17.35 (2)	27.30 (11)
6 Danna Mills	<b>361.19</b>	82	3	0	0	0	22.81 (10)	33.90 (9)	18.16 (4)	26.62 (8)	22.77 (9)	44.92 (3)	27.30 (6)	13.02 (3)	11.37 (5)	35.20 (4)	36.96 (11)	47.46 (7)	20.70 (3)
7 Perry Hoffman	<b>380.77</b>	116	3	3	3	0	34.92 (18)	36.41 (14)	19.99 (5)	32.82 (19)	23.67 (3)	47.70 (5)	32.49 (9)	16.23 (11)	11.29 (4)	31.10 (2)	36.98 (13)	23.64 (3)	33.53 (10)
8 Angela Swenson	<b>389.45</b>	97	2	0	3	0	29.72 (7)	43.86 (11)	22.78 (8)	24.70 (7)	28.11 (3)	38.85 (10)	32.33 (10)	14.50 (2)	11.50 (1)	40.14 (4)	50.15 (27)	23.40 (2)	29.41 (5)
<b>CDP - Novice</b>																			
1 Jerry Aycock	<b>457.51</b>	97	2	4	2	0	26.00 (10)	44.09 (15)	25.61 (2)	53.79 (12)	20.84 (4)	53.81 (8)	38.15 (12)	18.14 (7)	18.50 (0)	47.72 (5)	53.48 (14)	27.45 (1)	29.93 (7)
Glenn Baker	<b>DNF</b>						(0)	(0)	(0)	(0)	(0)	(0)	(0)	(0)	(0)	(0)	(0)	(0)	(0)
<b>ESP - Master</b>																			
1 Morgan Allen	<b>183.18</b>	24	1	0	1	0	13.32 (2)	<b>18.35(1)</b>	15.28 (0)	16.98 (4)	9.72 (2)	23.52 (2)	22.53 (9)	6.02 (0)	6.57 (1)	<b>12.72(1)</b>	<b>14.24(0)</b>	10.95 (0)	12.98 (2)
2 Michael Cusanelli	<b>199.20</b>	37	0	1	0	0	14.67 (3)	21.68 (5)	12.28 (1)	17.31 (7)	11.85 (2)	24.98 (3)	22.07 (5)	7.94 (0)	7.57 (2)	15.08 (4)	19.40 (2)	11.76 (2)	12.61 (1)
3 Mike Monk	<b>213.96</b>	23	0	0	0	0	18.32 (1)	23.39 (3)	13.01 (2)	17.38 (4)	11.38 (2)	28.50 (3)	21.07 (1)	7.69 (0)	8.22 (1)	20.05 (2)	18.25 (3)	13.52 (0)	13.18 (1)
4 Scott Randolph	<b>219.15</b>	40	1	0	0	0	18.77 (6)	21.95 (4)	13.73 (2)	19.29 (8)	10.94 (1)	24.76 (2)	18.56 (4)	10.24 (6)	6.96 (1)	21.33 (0)	21.55 (1)	16.20 (3)	14.87 (2)
5 Larry Hill	<b>231.85</b>	54	0	0	1	0	26.87 (16)	25.20 (11)	13.47 (1)	22.62 (3)	12.21 (3)	27.23 (7)	20.27 (3)	7.86 (1)	7.34 (0)	24.63 (1)	16.74 (1)	12.77 (2)	14.64 (5)
<b>ESP - Expert</b>																			
1 Matthew McArthur	<b>212.75</b>	58	1	0	0	0	18.64 (9)	21.13 (9)	12.70 (1)	13.07 (3)	10.34 (1)	28.31 (3)	21.50 (4)	6.01 (0)	6.49 (2)	22.50 (1)	21.20 (10)	14.46 (8)	16.40 (7)
2 Michael Cyrwus	<b>215.99</b>	31	1	1	0	0	14.11 (5)	26.88 (7)	13.73 (2)	16.54 (1)	12.29 (1)	24.11 (3)	24.47 (6)	9.13 (0)	7.11 (1)	15.86 (1)	20.36 (1)	19.37 (3)	<b>12.03(0)</b>
3 Wayne Ritchie	<b>216.12</b>	43	0	1	0	0	19.22 (7)	21.49 (5)	13.17 (1)	15.02 (1)	12.11 (3)	26.59 (6)	20.75 (3)	6.23 (1)	10.33 (2)	17.06 (2)	22.08 (8)	14.62 (0)	17.45 (4)
4 Evan Mills	<b>227.68</b>	77	2	1	1	0	<b>12.42(2)</b>	18.74 (5)	14.88 (10)	19.59 (0)	16.20 (1)	33.62 (12)	28.83 (9)	9.61 (7)	12.73 (6)	14.84 (5)	20.72 (10)	12.36 (2)	13.14 (8)
5 Brandon Edens	<b>230.44</b>	73	1	0	2	0	16.19 (7)	21.28 (5)	12.98 (3)	16.06 (3)	12.18 (2)	29.35 (9)	27.92 (11)	18.13 (11)	7.68 (3)	14.90 (1)	21.71 (11)	14.75 (5)	17.31 (2)
6 Heath Krier	<b>237.98</b>	77	1	0	1	0	18.93 (8)	22.92 (9)	16.35 (5)	15.11 (6)	14.20 (2)	30.89 (13)	29.56 (13)	8.62 (7)	7.44 (1)	19.92 (7)	18.85 (4)	16.57 (1)	18.62 (1)
7 Jason Davis	<b>239.82</b>	90	2	0	1	0	23.82 (13)	23.34 (11)	14.45 (4)	25.38 (22)	21.59 (4)	<b>19.91(2)</b>	19.86 (9)	7.62 (5)	13.35 (3)	19.04 (4)	18.50 (8)	13.80 (1)	19.16 (4)
8 Patrick Holsted	<b>249.48</b>	71	1	0	2	0	16.64 (9)	24.85 (10)	16.66 (6)	24.02 (9)	10.27 (2)	47.80 (21)	16.61 (7)	8.93 (0)	11.73 (2)	16.26 (3)	24.78 (1)	14.95 (1)	15.98 (0)
9 Ryan Reed	<b>251.93</b>	59	1	0	1	0	22.23 (12)	25.32 (9)	15.55 (2)	23.04 (10)	14.32 (3)	38.53 (13)	25.34 (4)	9.28 (1)	8.51 (2)	18.68 (1)	19.49 (1)	15.85 (0)	15.79 (1)
10 Bill Kralis	<b>251.96</b>	64	0	0	3	0	32.79 (16)	23.07 (2)	15.87 (1)	20.85 (12)	12.87 (1)	25.87 (1)	25.14 (9)	10.68 (0)	9.68 (2)	15.52 (2)	19.62 (2)	13.81 (1)	26.19 (15)
11 Frederick Haring	<b>255.14</b>	35	1	3	0	0	20.35 (3)	26.37 (7)	16.10 (1)	20.38 (11)	18.99 (1)	38.82 (1)	28.93 (2)	7.06 (0)	10.76 (1)	16.43 (0)	19.28 (2)	14.26 (0)	17.41 (6)
12 Ernie Heath	<b>279.46</b>	98	3	4	2	0	24.05 (11)	23.99 (10)	16.22 (3)	27.69 (10)	11.98 (2)	35.61 (10)	33.88 (18)	13.21 (8)	11.62 (5)	16.88 (4)	25.19 (9)	12.22 (0)	26.92 (8)



## 2010 AR STATE May 22, 2010

All Shooters


	Match Score	--- Penalties ---					Stage 1	Stage 2	Stage 3	Stage 4	Stage 5	Stage 6	Stage 7	Stage 8	Stage 9	Stage 10	Stage 11	Stage 12	Stage 13
		PD	NT	PE	FN	FTDR													
<b>ESP - Sharpshooter</b>																			
1 Haneesh Bagga	<b>212.68</b>	35	0	2	0	0	16.82 (2)	23.51 (5)	14.15 (4)	15.73 (6)	13.26 (2)	29.75 (2)	18.45 (6)	6.35 (0)	7.56 (1)	20.31 (3)	20.58 (2)	12.82 (0)	13.39 (2)
2 Scott Cantwell	<b>227.01</b>	70	1	1	0	0	18.33 (5)	30.91 (13)	16.94 (9)	20.64 (7)	14.11 (4)	22.20 (2)	15.51 (5)	11.86 (6)	8.18 (3)	24.63 (5)	14.63 (2)	16.21 (4)	12.86 (5)
3 Dave Swain	<b>238.06</b>	59	2	1	0	0	21.80 (7)	25.35 (8)	18.17 (5)	17.36 (3)	17.42 (2)	26.86 (1)	20.18 (8)	10.23 (8)	7.92 (0)	14.47 (2)	19.90 (6)	14.02 (1)	24.38 (8)
4 Ricky Gilbert	<b>251.73</b>	70	0	1	2	0	19.41 (8)	21.02 (2)	16.08 (3)	16.69 (7)	15.36 (3)	39.39 (13)	35.38 (13)	10.33 (5)	7.94 (3)	20.69 (2)	21.91 (9)	13.57 (0)	13.96 (2)
5 Brooks Handly	<b>265.48</b>	94	0	1	1	0	23.44 (8)	26.85 (10)	18.29 (10)	21.26 (8)	15.11 (5)	29.94 (8)	29.92 (18)	12.68 (10)	7.49 (1)	19.39 (4)	19.98 (2)	21.93 (3)	19.20 (7)
6 Tim Hopper	<b>276.41</b>	68	1	0	2	0	17.93 (3)	25.73 (6)	21.69 (2)	25.88 (15)	13.61 (1)	62.78 (18)	17.56 (4)	9.19 (0)	9.20 (0)	17.91 (3)	21.88 (4)	15.77 (5)	17.28 (7)
7 Chandler Lafrain	<b>283.08</b>	54	0	4	0	0	24.53 (11)	27.12 (6)	19.83 (5)	26.23 (5)	19.22 (2)	30.46 (3)	24.86 (9)	11.16 (0)	14.55 (1)	22.06 (4)	29.19 (4)	16.39 (1)	17.48 (3)
8 Paul Davis	<b>288.92</b>	57	0	0	1	0	32.30 (17)	30.64 (6)	19.00 (3)	19.21 (0)	15.80 (3)	32.64 (9)	25.89 (5)	13.09 (7)	10.65 (1)	26.22 (1)	22.35 (1)	22.17 (0)	18.96 (4)
9 Ted Smethers	<b>289.69</b>	81	1	0	2	0	27.24 (18)	34.73 (20)	15.58 (2)	30.41 (13)	12.86 (2)	32.82 (3)	21.95 (8)	10.85 (1)	11.20 (0)	17.46 (5)	22.83 (4)	27.85 (1)	23.91 (4)
10 Chuck Owens	<b>292.65</b>	83	0	1	2	0	20.31 (10)	23.42 (7)	16.25 (1)	21.34 (8)	26.76 (5)	35.29 (8)	22.97 (4)	8.78 (3)	15.47 (13)	32.80 (6)	20.86 (10)	33.34 (3)	15.06 (5)
11 Roger Saurage	<b>304.45</b>	85	1	1	2	0	17.32 (2)	29.90 (6)	26.08 (10)	22.25 (11)	14.75 (2)	31.35 (2)	33.39 (18)	12.05 (3)	8.87 (0)	45.24 (12)	25.72 (8)	19.31 (6)	18.22 (5)
12 Paul Barrett	<b>318.01</b>	87	0	1	2	0	29.42 (10)	31.63 (13)	24.31 (6)	30.45 (16)	18.51 (5)	45.95 (10)	23.90 (3)	13.81 (9)	8.89 (1)	30.94 (3)	26.09 (3)	16.67 (1)	17.44 (7)
13 Calvin Hummel	<b>323.21</b>	90	2	1	2	0	26.46 (11)	32.41 (12)	15.66 (1)	20.36 (5)	17.83 (0)	48.27 (18)	29.43 (14)	8.33 (0)	13.05 (2)	30.20 (4)	28.69 (8)	24.31 (5)	28.21 (10)
Ron Johnston	<b>DNF</b>						(0)	(0)	(0)	(0)	(0)	(0)	(0)	(0)	(0)	(0)	(0)	(0)	(0)
David Homoney	<b>DQ</b>																		



## 2010 AR STATE May 22, 2010

All Shooters

	Match Score	--- Penalties ---					Stage 1	Stage 2	Stage 3	Stage 4	Stage 5	Stage 6	Stage 7	Stage 8	Stage 9	Stage 10	Stage 11	Stage 12	Stage 13	
		PD	NT	PE	FN	FTDR														
<b>ESP - Marksman</b>																				
1	Larry Grimes	<b>277.15</b>	60	2	1	2	0	19.78 (5)	30.53 (4)	18.61 (6)	20.92 (3)	19.59 (2)	33.78 (3)	21.23 (7)	13.93 (8)	9.26 (1)	27.72 (5)	19.04 (1)	17.33 (2)	25.43 (13)
2	Bobby Mcnees	<b>300.28</b>	41	0	3	1	0	40.22 (10)	28.23 (1)	15.70 (1)	23.31 (10)	17.52 (0)	38.74 (1)	20.48 (5)	13.39 (3)	10.46 (1)	19.67 (0)	25.74 (4)	26.28 (2)	20.54 (3)
3	Jason England	<b>301.62</b>	82	1	2	1	0	25.59 (2)	31.50 (10)	18.27 (0)	26.27 (18)	17.57 (2)	37.32 (6)	32.47 (14)	11.29 (3)	10.09 (6)	23.37 (4)	24.75 (10)	23.72 (3)	19.41 (4)
4	Jeff Melton	<b>301.90</b>	63	0	1	1	0	23.45 (5)	31.77 (6)	17.22 (2)	30.98 (14)	18.01 (4)	42.51 (10)	23.55 (6)	14.55 (3)	8.67 (1)	18.05 (2)	28.86 (6)	22.32 (1)	21.96 (3)
5	Mike Plato	<b>309.72</b>	93	4	0	4	0	33.63 (15)	22.26 (2)	23.03 (1)	26.08 (12)	21.56 (4)	34.85 (6)	39.69 (16)	10.22 (4)	10.35 (2)	17.09 (4)	34.77 (21)	17.28 (1)	18.91 (5)
6	David Habig	<b>335.34</b>	84	2	2	1	0	24.79 (15)	29.77 (14)	27.71 (8)	28.94 (11)	17.19 (1)	45.81 (9)	23.44 (4)	11.09 (2)	8.47 (0)	40.60 (5)	34.77 (3)	20.14 (2)	22.62 (10)
7	Joe Allen	<b>351.18</b>	122	2	1	3	0	29.36 (11)	37.35 (6)	20.46 (4)	28.06 (14)	20.67 (2)	44.60 (11)	26.60 (9)	11.51 (8)	21.71 (15)	24.29 (8)	33.87 (16)	24.62 (2)	28.08 (16)
8	Jason Kuns	<b>358.28</b>	110	2	1	5	0	29.18 (14)	31.59 (11)	27.25 (11)	23.84 (13)	20.31 (3)	42.57 (10)	27.51 (10)	11.56 (0)	17.39 (4)	35.48 (6)	32.48 (14)	27.25 (5)	31.87 (9)
9	Goose Changose	<b>367.56</b>	84	3	2	2	0	23.01 (7)	30.52 (16)	39.53 (12)	34.59 (4)	18.73 (4)	39.09 (10)	29.43 (10)	12.95 (2)	13.12 (3)	42.61 (2)	21.24 (0)	23.98 (2)	38.76 (12)
10	Gil Hunt	<b>368.62</b>	62	2	2	0	0	25.34 (10)	35.35 (11)	34.02 (7)	28.66 (1)	22.32 (1)	46.55 (0)	31.44 (11)	11.76 (0)	9.75 (1)	40.38 (3)	35.03 (9)	24.99 (4)	23.03 (4)
11	Roxanne Hill	<b>373.08</b>	97	0	0	2	0	24.34 (8)	35.11 (11)	23.98 (8)	30.68 (12)	19.50 (4)	53.91 (12)	42.80 (12)	15.68 (8)	12.20 (4)	38.77 (5)	26.76 (5)	22.51 (4)	26.84 (4)
12	Chad Holmes	<b>374.16</b>	69	2	0	0	0	26.56 (5)	30.32 (9)	18.47 (2)	26.86 (1)	23.03 (1)	50.80 (9)	27.39 (9)	22.54 (4)	9.71 (1)	43.15 (4)	54.52 (11)	21.99 (6)	18.82 (7)
13	Paul Bedard	<b>394.45</b>	56	1	2	1	0	36.64 (12)	34.82 (2)	26.21 (1)	29.10 (12)	24.21 (3)	49.44 (11)	27.76 (7)	13.36 (1)	14.07 (2)	44.87 (1)	41.21 (1)	26.65 (0)	26.11 (3)
14	Iris Grimes	<b>394.63</b>	118	1	4	2	0	31.10 (12)	31.99 (13)	25.02 (3)	31.15 (7)	16.94 (4)	72.01 (14)	35.47 (13)	13.53 (3)	14.38 (8)	30.10 (10)	29.88 (11)	22.35 (0)	40.71 (20)
15	Judith Haring	<b>466.52</b>	180	4	1	4	1	38.23 (17)	38.65 (11)	31.77 (12)	51.09 (31)	24.91 (6)	58.90 (13)	46.93 (18)	12.54 (3)	13.93 (6)	40.66 (12)	52.98 (29)	25.01 (9)	30.92 (13)
	Josh Hyatt	<b>DNF</b>						(0)	(0)	(0)	(0)	(0)	(0)	(0)	(0)	(0)	(0)	(0)	(0)	(0)
	Jeb Shepherd	<b>DNF</b>						(0)	(0)	(0)	(0)	(0)	(0)	(0)	(0)	(0)	(0)	(0)	(0)	(0)
	Toby Mauk	<b>DQ</b>																		
	Herbert King	<b>DQ</b>																		
<b>ESP - Novice</b>																				
1	Garrett Wilkerson	<b>382.97</b>	137	0	1	3	0	31.54 (10)	33.46 (18)	27.30 (9)	33.14 (21)	20.72 (2)	37.96 (5)	33.20 (10)	13.84 (1)	21.41 (11)	39.85 (9)	43.76 (22)	24.32 (10)	22.47 (9)
2	Rick Wilkerson	<b>410.05</b>	82	0	2	3	0	34.54 (10)	41.70 (14)	29.59 (4)	28.57 (4)	23.04 (1)	58.90 (12)	38.44 (11)	13.81 (2)	12.64 (1)	52.92 (4)	31.14 (7)	26.41 (2)	18.35 (10)
3	Michael Gill	<b>523.28</b>	150	3	2	6	0	52.19 (13)	47.49 (13)	33.84 (10)	40.89 (22)	29.46 (5)	56.38 (10)	56.70 (29)	18.77 (7)	15.54 (5)	41.08 (6)	53.90 (21)	30.46 (5)	46.58 (4)
4	Elka King	<b>532.98</b>	121	1	4	3	0	44.41 (11)	58.01 (19)	28.82 (3)	47.52 (15)	39.17 (0)	64.69 (17)	46.39 (9)	17.00 (9)	18.24 (3)	33.24 (2)	61.39 (7)	33.30 (9)	40.80 (17)
<b>SSP - Master</b>																				
1	Rick Watkins	<b>207.85</b>	45	1	2	0	0	13.32 (1)	20.10 (3)	18.47 (2)	15.07 (2)	11.94 (1)	29.67 (9)	16.67 (3)	6.17 (1)	10.82 (1)	20.03 (4)	16.19 (5)	14.67 (6)	14.73 (7)
2	Ac Nohsey	<b>208.47</b>	73	2	0	0	0	14.91 (7)	23.26 (13)	17.33 (5)	17.32 (10)	11.99 (1)	28.25 (3)	23.24 (9)	6.81 (4)	8.15 (1)	14.10 (4)	14.99 (3)	15.07 (6)	13.05 (7)
3	Mike Alexander	<b>214.52</b>	39	0	0	0	0	15.74 (3)	23.21 (4)	16.46 (3)	18.79 (1)	10.81 (1)	27.89 (4)	21.82 (10)	14.81 (2)	<b>6.48(0)</b>	16.24 (9)	16.57 (1)	13.41 (0)	12.29 (1)
4	Paul Stiedle	<b>265.21</b>	51	1	1	1	0	29.58 (12)	31.43 (12)	18.34 (6)	18.40 (2)	11.78 (0)	32.62 (1)	20.64 (8)	6.86 (1)	7.72 (1)	24.69 (1)	25.31 (3)	15.57 (2)	22.27 (2)



## 2010 AR STATE May 22, 2010

All Shooters


	Match Score	--- Penalties ---					Stage 1	Stage 2	Stage 3	Stage 4	Stage 5	Stage 6	Stage 7	Stage 8	Stage 9	Stage 10	Stage 11	Stage 12	Stage 13
		PD	NT	PE	FN	FTDR													
<b>SSP - Expert</b>																			
1 Mike Cooper	<b>207.58</b>	62	0	1	0	0	18.04 (13)	20.66 (9)	12.56 (2)	22.17 (3)	14.44 (5)	26.29 (6)	18.87 (8)	6.44 (1)	6.83 (2)	14.95 (4)	22.16 (3)	11.68 (2)	12.49 (4)
2 Greg Bell	<b>226.94</b>	48	2	1	1	0	12.84 (2)	24.19 (10)	13.37 (3)	18.50 (0)	11.86 (3)	29.95 (4)	18.55 (3)	9.50 (1)	10.55 (3)	20.15 (5)	14.65 (3)	20.86 (3)	21.97 (8)
3 Mark Boeckman	<b>229.80</b>	38	1	0	0	0	19.61 (6)	24.11 (6)	14.31 (1)	19.76 (2)	12.94 (3)	33.03 (4)	18.79 (5)	5.99 (0)	7.35 (1)	19.08 (4)	17.25 (2)	20.50 (1)	17.08 (3)
4 Steve Freeman	<b>234.08</b>	57	0	1	0	0	18.51 (8)	22.44 (2)	21.16 (6)	24.11 (8)	18.30 (10)	26.37 (8)	22.91 (5)	7.13 (0)	8.16 (1)	17.61 (1)	17.97 (3)	14.73 (2)	14.68 (3)
5 Scott Lewis	<b>236.38</b>	46	0	1	0	0	18.13 (2)	27.76 (5)	16.01 (3)	19.28 (6)	12.41 (1)	28.24 (1)	25.05 (4)	10.41 (3)	8.06 (0)	18.22 (7)	19.70 (5)	15.41 (2)	17.70 (7)
6 Larry Powell	<b>240.39</b>	46	0	0	0	0	15.77 (1)	23.73 (10)	15.16 (5)	15.44 (3)	11.67 (1)	27.40 (5)	26.55 (3)	7.37 (1)	10.11 (6)	33.74 (2)	18.11 (2)	14.67 (1)	20.67 (6)
7 Dave Adolfston	<b>240.49</b>	62	1	0	0	0	20.95 (8)	25.18 (11)	16.12 (2)	27.48 (7)	14.67 (4)	26.95 (1)	19.04 (6)	11.21 (2)	7.03 (1)	19.74 (4)	21.68 (8)	18.01 (4)	12.43 (4)
8 Archie Kirchner	<b>243.85</b>	44	0	0	0	0	21.52 (3)	25.49 (1)	16.45 (3)	16.78 (3)	13.68 (2)	36.52 (3)	25.20 (9)	9.66 (7)	8.47 (1)	18.21 (4)	21.10 (5)	16.47 (1)	14.30 (2)
9 Joel Humphrey	<b>248.57</b>	58	0	1	1	0	25.43 (6)	22.03 (5)	18.34 (3)	22.11 (15)	11.97 (1)	39.06 (7)	19.63 (6)	6.82 (1)	11.38 (2)	22.41 (4)	19.70 (7)	15.83 (0)	13.86 (1)
10 Dan Warner	<b>249.66</b>	74	0	0	1	0	24.40 (17)	24.43 (3)	14.75 (2)	18.62 (3)	11.75 (3)	27.61 (1)	20.56 (5)	13.54 (10)	8.53 (2)	22.99 (6)	20.65 (6)	14.00 (2)	27.83 (14)
11 Al Liczwek	<b>258.70</b>	61	2	0	0	0	17.57 (3)	26.21 (10)	15.73 (6)	22.76 (1)	15.12 (3)	35.11 (10)	24.00 (8)	10.69 (4)	8.41 (3)	30.43 (3)	19.69 (5)	14.01 (4)	18.97 (1)
12 Mike Konkle	<b>261.14</b>	92	1	3	2	0	21.24 (6)	22.23 (6)	19.67 (15)	22.71 (5)	13.18 (1)	41.61 (12)	24.37 (12)	9.65 (5)	15.69 (11)	20.61 (3)	17.48 (1)	18.80 (8)	13.90 (7)
13 Don Cannon	<b>268.24</b>	63	0	0	0	1	22.62 (6)	28.08 (9)	16.31 (4)	38.77 (11)	12.23 (1)	26.12 (3)	20.91 (6)	10.23 (5)	7.55 (1)	25.10 (2)	21.48 (5)	17.66 (3)	21.18 (7)
14 Chris Stuart	<b>309.27</b>	92	2	1	4	0	25.67 (9)	24.73 (9)	15.14 (2)	24.90 (17)	13.32 (3)	48.89 (22)	32.69 (8)	11.21 (0)	9.26 (3)	36.03 (10)	16.24 (1)	15.06 (1)	36.13 (7)
15 John Abbott	<b>368.21</b>	43	3	2	0	0	24.73 (2)	41.23 (8)	21.04 (3)	27.26 (4)	22.87 (1)	47.75 (3)	32.53 (2)	9.41 (4)	13.15 (0)	22.99 (5)	33.79 (6)	33.50 (2)	37.96 (3)
Randy Richardson	<b>DQ</b>																		



## 2010 AR STATE May 22, 2010

All Shooters


	Match Score	--- Penalties ---					Stage 1	Stage 2	Stage 3	Stage 4	Stage 5	Stage 6	Stage 7	Stage 8	Stage 9	Stage 10	Stage 11	Stage 12	Stage 13
		PD	NT	PE	FN	FTDR													
<b>SSP - Sharpshooter</b>																			
1 Gregory Brose	<b>214.50</b>	72	0	0	0	0	19.98 (12)	20.66 (7)	13.48 (3)	14.32 (3)	12.24 (3)	26.13 (8)	18.85 (4)	10.36 (0)	8.26 (3)	21.18 (12)	19.19 (6)	15.67 (6)	14.18 (5)
2 Jeremy Newell	<b>251.14</b>	52	1	0	0	0	21.07 (11)	29.06 (10)	17.57 (3)	24.56 (3)	17.19 (1)	24.07 (1)	20.07 (5)	11.50 (6)	9.49 (0)	16.90 (1)	21.74 (6)	18.30 (0)	19.62 (5)
3 Dan Schwartz	<b>254.10</b>	63	1	0	1	0	20.33 (4)	26.95 (6)	19.25 (2)	17.52 (3)	15.34 (3)	28.53 (5)	<b>14.01(11)</b>	7.79 (0)	10.78 (4)	20.26 (3)	25.26 (6)	18.13 (3)	29.95 (13)
4 Alan Holmes	<b>261.84</b>	81	0	0	0	0	23.30 (13)	29.40 (7)	16.81 (3)	22.30 (17)	14.80 (3)	32.75 (4)	23.41 (8)	10.22 (1)	10.08 (6)	24.02 (3)	19.32 (4)	21.17 (10)	14.26 (2)
5 Robert Ray	<b>275.80</b>	62	2	1	1	0	17.53 (3)	24.95 (4)	18.15 (2)	22.06 (13)	20.30 (3)	36.58 (8)	22.19 (10)	11.58 (7)	9.71 (0)	33.02 (4)	20.35 (4)	17.57 (1)	21.81 (3)
6 Bob DuBois	<b>278.88</b>	37	0	3	0	0	20.32 (2)	27.96 (3)	17.94 (1)	22.66 (10)	16.53 (1)	34.27 (2)	24.21 (3)	20.97 (1)	8.71 (0)	20.35 (2)	23.91 (5)	15.94 (0)	25.11 (7)
7 Aaron Butler	<b>287.71</b>	109	0	4	0	0	21.99 (6)	28.29 (14)	22.10 (10)	19.68 (2)	15.89 (10)	34.25 (11)	27.36 (17)	10.21 (3)	8.28 (0)	25.09 (8)	33.57 (11)	19.31 (10)	21.69 (7)
8 Clarice Mcgregor	<b>291.66</b>	48	1	0	1	0	31.37 (12)	33.87 (3)	18.54 (1)	26.24 (15)	14.09 (1)	27.12 (2)	25.15 (5)	11.46 (1)	10.71 (0)	34.92 (1)	21.98 (3)	17.91 (0)	18.30 (4)
9 John Snider	<b>299.50</b>	49	1	0	0	0	22.24 (2)	34.52 (11)	18.94 (0)	25.48 (2)	15.30 (0)	43.56 (6)	25.36 (6)	11.47 (1)	8.95 (2)	25.59 (0)	25.27 (15)	17.56 (0)	25.26 (4)
10 Geof Schroeder	<b>302.07</b>	73	2	1	1	0	19.68 (5)	22.72 (1)	18.26 (3)	24.99 (15)	14.34 (1)	38.70 (2)	34.10 (12)	12.75 (2)	11.56 (0)	28.82 (3)	33.47 (23)	22.59 (3)	20.09 (3)
11 Len Griffin	<b>306.31</b>	87	1	2	0	0	21.63 (8)	31.29 (4)	25.84 (3)	32.20 (22)	13.40 (2)	34.15 (10)	22.49 (9)	6.59 (0)	13.61 (3)	27.22 (9)	38.18 (3)	20.19 (3)	19.52 (11)
12 John Konkle	<b>315.91</b>	99	1	1	1	0	21.41 (3)	27.77 (14)	29.18 (6)	29.70 (12)	16.13 (3)	36.53 (11)	27.00 (10)	17.00 (8)	10.36 (3)	24.60 (9)	29.00 (14)	21.71 (0)	25.52 (6)
13 Robert Sanchez	<b>319.98</b>	108	0	2	4	0	42.13 (26)	26.83 (7)	19.41 (7)	24.88 (11)	18.34 (1)	39.05 (1)	35.65 (22)	10.40 (4)	9.36 (2)	19.15 (5)	26.78 (9)	23.83 (4)	24.17 (9)
14 Bob Houston	<b>325.70</b>	64	2	4	0	0	30.26 (15)	27.09 (4)	17.40 (2)	26.66 (10)	19.27 (1)	54.19 (10)	30.82 (11)	9.10 (2)	8.24 (0)	30.19 (1)	23.69 (2)	25.88 (2)	22.91 (4)
15 Jason Hefley	<b>336.62</b>	89	1	3	0	0	31.40 (15)	26.49 (3)	18.23 (4)	26.30 (4)	15.77 (3)	40.60 (4)	30.34 (11)	11.23 (3)	12.54 (5)	42.14 (4)	41.96 (18)	18.56 (6)	21.06 (9)
16 Kim Powell	<b>337.39</b>	132	2	1	1	0	24.36 (12)	28.63 (15)	18.87 (6)	27.45 (15)	16.47 (6)	49.33 (10)	32.37 (10)	10.61 (6)	12.22 (8)	42.59 (12)	29.87 (16)	20.42 (8)	24.20 (8)
17 Justin Fegel	<b>358.14</b>	88	5	2	3	0	33.58 (11)	30.40 (8)	34.94 (5)	27.97 (5)	16.19 (0)	31.05 (1)	33.44 (12)	15.36 (8)	12.49 (2)	40.62 (12)	21.97 (3)	22.37 (1)	37.76 (20)
18 Wayne Johnston	<b>360.31</b>	100	1	0	2	0	42.94 (14)	32.02 (10)	22.59 (3)	34.37 (21)	17.85 (0)	35.32 (1)	42.90 (17)	12.64 (3)	9.95 (2)	26.59 (5)	31.28 (12)	26.21 (1)	25.65 (11)
19 Roy Goodwin	<b>366.54</b>	138	1	1	2	0	24.50 (8)	33.25 (17)	19.83 (8)	38.33 (38)	22.12 (6)	45.38 (6)	44.04 (10)	19.50 (13)	11.96 (3)	23.39 (1)	26.71 (12)	24.05 (5)	33.48 (11)
20 Howard Hurst	<b>367.31</b>	62	2	1	0	0	28.96 (6)	39.53 (4)	34.51 (2)	26.68 (10)	19.58 (1)	46.32 (10)	36.03 (10)	9.86 (2)	12.73 (5)	35.86 (2)	25.88 (4)	27.01 (0)	24.36 (6)
21 Christopher Cayo	<b>430.98</b>	54	2	7	0	0	29.91 (8)	49.09 (9)	23.32 (10)	31.24 (0)	26.16 (1)	44.46 (2)	49.09 (12)	19.43 (0)	16.48 (0)	36.73 (0)	36.82 (1)	29.59 (0)	38.66 (11)
Jimmy Pike	<b>DNF</b>						(0)	(0)	(0)	(0)	(0)	(0)	(0)	(0)	(0)	(0)	(0)	(0)	(0)



## 2010 AR STATE May 22, 2010

All Shooters

	Match Score	--- Penalties ---					Stage 1	Stage 2	Stage 3	Stage 4	Stage 5	Stage 6	Stage 7	Stage 8	Stage 9	Stage 10	Stage 11	Stage 12	Stage 13
		PD	NT	PE	FN	FTDR													
<b>SSP - Marksman</b>																			
1 Douglas Pischke	<b>284.14</b>	74	1	0	1	0	20.19 (7)	32.62 (8)	25.30 (11)	24.13 (7)	18.73 (5)	35.26 (3)	22.82 (4)	11.32 (7)	9.81 (1)	22.39 (1)	23.15 (6)	19.75 (7)	18.67 (7)
2 Nikki Pinto	<b>288.10</b>	64	2	1	0	0	19.55 (4)	25.21 (6)	28.10 (5)	26.95 (8)	20.04 (5)	36.13 (7)	25.52 (5)	12.18 (2)	13.53 (1)	17.57 (2)	27.31 (7)	18.29 (5)	17.72 (7)
3 Michael MacDonald	<b>333.64</b>	155	0	0	5	0	40.53 (27)	29.41 (18)	17.73 (13)	27.33 (17)	15.15 (4)	25.90 (1)	25.05 (14)	27.79 (22)	9.19 (1)	48.69 (16)	26.26 (7)	20.25 (7)	20.36 (8)
4 Thad Mueller	<b>347.16</b>	79	2	1	0	0	28.36 (2)	31.77 (9)	28.15 (4)	26.97 (15)	18.98 (3)	42.08 (3)	36.90 (14)	14.10 (2)	10.68 (4)	28.09 (4)	33.12 (2)	17.38 (3)	30.58 (14)
5 Steven Abbott	<b>349.80</b>	102	2	1	2	0	30.69 (8)	44.67 (5)	23.99 (5)	27.47 (11)	15.79 (5)	39.29 (5)	36.43 (17)	11.66 (8)	15.48 (1)	23.83 (4)	32.84 (12)	20.69 (6)	26.97 (15)
6 Margo Stevens	<b>355.82</b>	116	0	1	2	0	33.70 (17)	34.97 (14)	19.88 (7)	34.69 (13)	20.20 (6)	52.07 (9)	31.80 (12)	13.37 (7)	12.49 (0)	30.43 (11)	25.31 (6)	19.51 (3)	27.40 (11)
7 Gary Coleman	<b>357.47</b>	91	0	0	3	0	27.24 (9)	33.31 (8)	23.52 (0)	31.16 (10)	21.20 (4)	48.28 (3)	33.43 (12)	9.16 (2)	10.91 (2)	41.94 (14)	28.71 (11)	20.77 (3)	27.84 (13)
8 William Ashabranner	<b>367.14</b>	113	1	0	4	0	31.97 (15)	24.07 (3)	19.68 (3)	27.64 (17)	21.30 (4)	48.96 (7)	30.79 (7)	27.19 (3)	15.47 (7)	32.12 (7)	42.67 (28)	19.37 (4)	25.91 (8)
9 Haris Goldman	<b>378.89</b>	137	0	0	2	0	35.21 (20)	29.95 (8)	22.62 (18)	30.66 (13)	18.31 (1)	52.61 (10)	41.34 (29)	19.08 (10)	10.31 (2)	35.21 (7)	36.28 (9)	20.56 (3)	26.75 (7)
10 David Shenker	<b>390.11</b>	128	0	2	3	0	42.37 (20)	33.73 (10)	26.00 (9)	28.65 (11)	22.24 (8)	46.12 (10)	29.41 (14)	15.24 (5)	13.90 (3)	26.57 (7)	39.80 (8)	38.54 (9)	27.54 (14)
11 John Blackwood	<b>401.32</b>	132	2	1	4	0	27.33 (5)	43.33 (25)	23.22 (2)	34.46 (20)	27.76 (6)	36.85 (7)	41.51 (7)	20.01 (12)	15.17 (4)	38.21 (14)	47.31 (23)	20.78 (2)	25.38 (5)
12 Paul Fisher	<b>416.27</b>	157	3	5	5	0	31.21 (17)	31.25 (18)	23.72 (11)	31.68 (13)	21.31 (5)	55.08 (9)	40.33 (17)	25.82 (15)	12.12 (5)	36.31 (8)	43.56 (16)	28.30 (11)	35.58 (12)
13 Leo Fegel	<b>443.25</b>	127	1	5	5	0	35.93 (20)	33.42 (8)	27.44 (1)	31.50 (7)	30.77 (26)	54.16 (11)	39.20 (19)	8.62 (2)	15.57 (1)	53.96 (16)	41.42 (7)	50.85 (5)	20.41 (4)
14 Bob Hardgrave	<b>462.85</b>	146	0	1	6	0	28.79 (8)	39.95 (15)	31.06 (12)	34.43 (22)	20.73 (2)	50.59 (13)	44.00 (26)	15.37 (4)	11.82 (2)	86.52 (24)	42.34 (14)	28.14 (1)	29.11 (3)
15 Ed Blaine	<b>477.11</b>	92	2	1	2	0	36.27 (9)	42.57 (8)	31.12 (4)	47.01 (18)	34.37 (2)	47.63 (3)	40.63 (15)	23.46 (15)	20.55 (3)	31.11 (5)	45.23 (9)	34.80 (1)	42.36 (0)
16 Bill Beard	<b>485.06</b>	156	2	1	3	1	44.69 (30)	52.48 (25)	29.18 (12)	46.75 (15)	18.42 (5)	51.10 (20)	37.17 (12)	19.35 (7)	12.51 (0)	67.72 (9)	47.68 (13)	26.41 (0)	31.60 (8)
17 Andy Benfield	<b>614.24</b>	139	4	2	4	0	56.14 (17)	68.86 (20)	44.19 (9)	40.61 (13)	40.69 (1)	80.37 (10)	56.91 (13)	33.93 (14)	21.34 (2)	45.27 (13)	40.08 (12)	34.95 (4)	50.90 (11)
<b>SSP - Novice</b>																			
1 Jess Blevins	<b>454.93</b>	60	1	2	1	0	34.57 (9)	44.96 (5)	24.42 (2)	31.34 (13)	24.79 (3)	48.11 (8)	36.84 (8)	12.66 (3)	11.39 (2)	100.18 (5)	37.35 (1)	27.05 (0)	21.27 (1)
2 Alex Schroeder	<b>639.82</b>	222	7	0	12	0	61.10 (20)	47.90 (19)	35.88 (5)	47.25 (11)	34.38 (15)	68.27 (18)	48.79 (30)	30.36 (2)	28.80 (2)	72.24 (22)	88.93 (54)	32.70 (13)	43.22 (11)
<b>SSR - Master</b>																			
1 Curt Nichols	<b>261.64</b>	45	0	0	0	0	20.97 (4)	25.26 (6)	17.60 (5)	22.44 (8)	15.17 (1)	34.74 (6)	23.01 (3)	6.93 (0)	11.32 (1)	21.01 (4)	21.61 (5)	17.05 (1)	24.53 (1)
<b>SSR - Marksman</b>																			
Thomas Nesbit	<b>DQ</b>																		
<b>ESR - Marksman</b>																			
1 Mark McArthur	<b>510.07</b>	139	1	1	5	0	54.46 (24)	55.64 (27)	26.81 (6)	40.39 (17)	21.02 (3)	52.43 (14)	34.77 (8)	28.60 (4)	18.29 (3)	63.65 (6)	46.65 (5)	27.92 (8)	39.44 (14)
1 Melissa Boeke	<b>550.90</b>	184	2	5	3	0	32.58 (8)	56.77 (22)	32.47 (12)	44.23 (22)	21.23 (8)	63.43 (22)	70.93 (22)	13.00 (6)	18.17 (3)	74.42 (15)	55.52 (20)	28.86 (11)	39.29 (13)



## 2010 AR STATE May 22, 2010

All Shooters

Match	--- Penalties ---					Stage 1	Stage 2	Stage 3	Stage 4	Stage 5	Stage 6	Stage 7	Stage 8	Stage 9	Stage 10	Stage 11	Stage 12	Stage 13
<u>Score</u>	<u>PD</u>	<u>NT</u>	<u>PE</u>	<u>FN</u>	<u>FTDR</u>													

### Total Match Penalties:

Target Points Down (PD) - 11,723

Hits on Non-Threats (NT) - 171

Procedural Errors (PE) - 169

Failures to Neutralize (FN) - 213

Failures to Do Right (FTDR) - 3

### Key to Penalties:

**PD** = Target Points Down. Each point down adds 1/2 second to your score.

**NT** = Hit on Non Threat target. Each HNT adds 5 seconds to your score.

**PE** = Procedural Error. Each adds 3 seconds to your score.

**FN** = Failure to Neutralize (no hits in the 0 or -1 zone) Each adds 5 seconds to your score.

**FTDR** = Failure To Do Right - adds 20 seconds to your score.