

## CASA Fall Brawl October 15, 2011


All Shooters

CDP Champion: Wayne Ritchie CDP - Expert 259.24 (36)  
 ESP Champion: Brian Stricker ESP - Master 236.48 (50)  
 SSP Champion: Chris Keller SSP - Master 219.58 (39)  
 ESR Champion: Jason Davis ESR - Expert 357.72(105)  
 SSR Champion: Jack Davis SSR - Expert 323.66 (65)

---

High Senior: Don Baker ESP - Expert 260.16 (57)  
 High Lady: Charla Scott SSP - Sharpshooter 331.21 (74)  
 High Law Enforcement: Arnold Brown ESP - Expert 294.96 (64)  
 High Industry: Matthew McArthur SSP - Master 262.86 (63)  
 High Junior: Jackson Prater SSP - Marksman 348.13(128)  
 High Military: Clint Bryant SSP - Sharpshooter 334.78(119)  
 High Military Veteran: David Rowe ESP - Expert 257.59 (51)  
 High Distinguished Senior: Dan Warner SSP - Expert 310.47 (84)  
 Most Accurate: Jake Rhodes CDP - Marksman 401.70 (30)


	Match Score	--Penalties--				Stage 1	Stage 2	Stage 3	Stage 4	Stage 5	Stage 6	Stage 7	Stage 8	Stage 9	Stage 10	Stage 11	Stage 12
		PD	NT	PE	FN												
<b>CDP - Master</b>																	
1 Mike Sells	<b>291.31</b>	49	0	2	1	10.64(1)	23.47(8)	28.22(7)	34.53(5)	22.76(3)	37.48(5)	17.81(0)	28.99(3)	4.62(2)	35.29(13)	24.05(0)	23.45(2)
2 Larry Hill	<b>298.49</b>	78	0	0	1	16.35(10)	20.10(2)	29.09(5)	45.17(18)	21.04(7)	33.26(1)	17.39(6)	25.24(0)	3.89(0)	30.10(18)	27.84(4)	29.02(7)
<b>CDP - Expert</b>																	
1 Wayne Ritchie	<b>259.24</b>	36	0	1	0	<b>9.21(0)</b>	19.28(1)	30.83(1)	33.13(7)	19.66(3)	21.62(0)	19.80(0)	24.16(5)	9.81(6)	22.99(3)	21.03(1)	27.72(9)
2 Ryan Reed	<b>274.53</b>	63	0	0	0	10.62(1)	21.25(7)	26.59(7)	37.45(12)	20.98(4)	24.48(2)	20.33(5)	26.58(5)	6.28(6)	22.33(4)	29.53(6)	28.11(4)
3 Mark Thompson	<b>278.66</b>	73	0	0	2	11.68(2)	20.18(4)	20.62(1)	39.61(13)	21.63(8)	32.71(6)	20.90(8)	29.57(8)	4.42(1)	31.20(13)	24.09(6)	22.05(3)
4 Paul Stiedle	<b>306.73</b>	78	2	0	1	13.57(6)	36.99(17)	33.12(2)	39.79(12)	22.46(3)	24.71(1)	17.80(0)	23.01(2)	8.58(9)	27.57(15)	28.61(4)	30.52(7)
5 Cody Ray	<b>324.44</b>	83	0	1	1	11.21(0)	21.21(3)	26.85(7)	53.89(20)	22.96(1)	26.27(1)	23.44(0)	33.92(19)	6.99(3)	42.87(20)	24.41(1)	30.42(8)
6 Junior Sims	<b>345.59</b>	89	3	1	0	9.79(0)	25.09(9)	27.22(17)	53.28(21)	24.48(7)	30.08(4)	26.92(0)	31.13(2)	4.63(0)	36.13(14)	35.96(9)	40.88(6)



## CASA Fall Brawl October 15, 2011

All Shooters


	Match Score	--Penalties--				Stage 1	Stage 2	Stage 3	Stage 4	Stage 5	Stage 6	Stage 7	Stage 8	Stage 9	Stage 10	Stage 11	Stage 12
		PD	NT	PE	FN												
<b>CDP - Sharpshooter</b>																	
1 Brian Ehrler	<b>293.11</b>	41	0	1	0	10.60(1)	25.14(2)	28.44(3)	32.44(8)	23.65(7)	27.16(1)	24.18(1)	31.08(3)	4.59(1)	27.04(6)	27.05(6)	31.74(2)
2 Chris Marcum	<b>303.41</b>	44	0	1	1	12.82(2)	23.96(2)	22.07(3)	50.58(13)	25.84(2)	25.57(2)	21.55(2)	27.84(1)	6.42(0)	30.61(14)	24.77(1)	31.38(2)
3 Ashley Booth	<b>324.09</b>	33	0	1	0	16.98(2)	22.73(3)	36.87(2)	36.50(4)	24.92(2)	27.75(0)	25.90(3)	25.71(3)	9.33(1)	35.59(4)	30.25(6)	31.56(3)
4 Rick Nitschke	<b>324.29</b>	48	0	2	2	14.32(1)	24.57(8)	32.08(1)	41.92(10)	22.87(2)	33.46(4)	22.71(1)	33.17(9)	5.65(4)	29.86(2)	26.90(0)	36.78(6)
5 Todd Spurlock	<b>328.59</b>	59	0	1	2	12.36(0)	29.44(8)	24.94(0)	35.69(1)	28.47(12)	41.16(10)	22.69(6)	33.30(7)	7.13(0)	35.09(8)	27.60(3)	30.72(4)
6 Ernie Heath	<b>342.57</b>	126	2	1	6	16.56(0)	22.38(7)	45.90(20)	63.81(40)	23.85(6)	36.19(10)	16.61(1)	26.47(4)	7.38(8)	30.55(12)	28.06(11)	24.81(7)
7 Bradley Ludolph	<b>344.46</b>	85	0	3	1	17.53(6)	34.64(9)	28.99(4)	44.83(8)	22.87(7)	35.13(8)	22.54(7)	27.00(5)	4.65(1)	39.07(20)	34.74(7)	32.47(3)
8 Bill Kralis	<b>348.45</b>	92	1	2	3	23.98(15)	22.10(3)	32.87(3)	37.47(8)	21.47(3)	33.93(5)	24.28(11)	43.55(17)	7.98(3)	38.32(11)	30.14(7)	32.36(6)
9 Darrell Sells	<b>351.85</b>	93	1	0	0	13.61(0)	29.17(9)	35.63(4)	39.13(8)	30.29(6)	30.94(2)	20.09(0)	33.30(8)	8.30(1)	56.07(48)	29.19(6)	26.13(1)
10 Allen Honeyman	<b>364.92</b>	41	1	1	0	16.49(0)	29.06(1)	36.98(3)	53.00(14)	26.60(1)	33.52(4)	26.02(1)	34.28(5)	4.56(1)	33.34(2)	34.03(5)	37.04(4)
11 David Scruggs	<b>380.91</b>	74	3	0	1	13.59(1)	33.33(11)	52.95(10)	49.72(8)	27.41(4)	29.62(0)	32.90(8)	29.22(4)	7.38(7)	43.57(9)	30.87(2)	30.35(10)
12 Abraham Reyes	<b>427.33</b>	156	2	1	2	20.91(3)	28.21(9)	51.18(9)	76.51(44)	32.54(14)	26.64(5)	27.50(5)	31.65(4)	5.54(3)	45.25(31)	58.70(25)	22.70(4)
<b>CDP - Marksman</b>																	
1 Mitchell Spurlock	<b>324.60</b>	70	1	0	1	14.15(1)	24.48(6)	28.35(6)	59.59(15)	20.52(1)	25.60(0)	21.94(0)	28.37(12)	6.83(5)	35.75(18)	25.23(1)	33.79(5)
2 Jason Gentry	<b>332.02</b>	76	1	2	2	11.99(1)	25.28(16)	36.70(7)	49.09(12)	22.72(7)	33.82(3)	23.80(2)	39.29(14)	7.10(1)	24.18(6)	24.40(3)	33.65(4)
3 Doug Ford	<b>376.72</b>	51	5	1	0	21.92(0)	33.22(2)	40.36(2)	48.73(16)	31.55(7)	44.37(0)	26.92(1)	25.48(2)	11.24(3)	36.09(13)	26.36(3)	30.48(2)
4 Yancy Goodwin	<b>399.98</b>	100	3	2	1	18.33(3)	27.23(7)	42.10(5)	49.21(7)	34.16(9)	39.34(2)	27.94(11)	39.00(10)	9.06(3)	40.76(19)	33.64(19)	39.21(5)
5 Jake Rhodes	<b>401.70</b>	30	0	0	3	17.39(0)	30.00(5)	38.42(1)	49.95(1)	31.77(7)	53.60(3)	32.33(1)	35.84(3)	6.11(2)	39.25(2)	33.01(4)	34.03(1)
6 John Blackwood	<b>423.28</b>	85	2	2	2	19.95(1)	31.60(4)	31.91(3)	59.59(18)	33.04(5)	46.73(8)	34.19(4)	38.39(6)	5.94(0)	51.59(24)	31.74(8)	38.61(4)
7 Rocky Gilmore	<b>444.38</b>	132	4	1	5	21.76(6)	28.03(5)	50.81(16)	64.25(26)	30.24(9)	50.85(11)	24.64(3)	45.81(23)	8.22(7)	40.06(8)	45.25(17)	34.46(1)
8 Jim Crable	<b>466.36</b>	79	1	1	0	18.39(3)	37.08(9)	38.07(10)	69.39(5)	37.44(10)	40.37(1)	32.93(5)	42.60(4)	10.51(10)	53.30(17)	43.34(3)	42.94(2)
9 Chris Bunt	<b>532.45</b>	153	2	2	6	29.57(0)	31.65(10)	49.11(8)	102.75(55)	37.04(2)	49.73(7)	34.35(7)	48.46(12)	7.61(4)	52.74(24)	41.37(12)	48.07(12)
10 Brett Burton	<b>561.87</b>	75	2	3	0	24.80(0)	56.56(3)	77.84(16)	41.42(8)	58.24(4)	42.52(1)	55.27(1)	68.04(16)	7.55(2)	57.79(20)	29.78(1)	42.06(3)
11 Gerald Mayer	<b>698.16</b>	166	1	13	6	32.46(2)	53.59(10)	56.36(11)	96.90(41)	42.78(11)	78.25(14)	52.78(10)	47.91(20)	14.53(7)	72.58(26)	62.33(2)	87.69(12)
Giovanni Bredice	<b>INC</b>	0	0	0	0	(0)	(0)	(0)	(0)	(0)	(0)	(0)	(0)	(0)	(0)	(0)	(0)
<b>CDP - Novice</b>																	
1 Daniel Spath	<b>502.01</b>	160	2	3	2	29.09(13)	29.30(4)	43.22(15)	63.59(27)	33.78(20)	47.96(3)	34.26(3)	46.50(2)	8.35(3)	60.34(27)	43.93(23)	61.69(20)
2 Steven Yingling	<b>612.93</b>	98	3	3	1	35.92(5)	60.45(6)	56.21(5)	108.50(30)	37.75(1)	39.85(1)	40.85(2)	54.24(3)	6.86(0)	68.46(15)	51.15(16)	52.69(14)
<b>ESP - Master</b>																	
1 Brian Stricker	<b>236.48</b>	50	1	0	1	9.95(2)	15.30(3)	21.90(7)	43.39(16)	18.52(2)	<b>16.54(0)</b>	<b>12.10(0)</b>	22.49(3)	6.22(5)	27.01(7)	20.73(1)	22.33(4)



## CASA Fall Brawl October 15, 2011

All Shooters


	Match Score	--Penalties--				Stage 1	Stage 2	Stage 3	Stage 4	Stage 5	Stage 6	Stage 7	Stage 8	Stage 9	Stage 10	Stage 11	Stage 12
		PD	NT	PE	FN												
<b>ESP - Expert</b>																	
1 Michael Walls	<b>248.72</b>	40	0	0	0	13.51(0)	18.16(7)	27.20(1)	28.57(1)	19.63(2)	27.92(0)	14.66(0)	24.13(4)	3.76(1)	25.09(18)	20.24(4)	25.85(2)
2 Rusty Hubbard	<b>255.84</b>	47	0	0	0	10.47(2)	23.34(12)	24.32(3)	26.39(0)	18.32(0)	23.64(1)	18.59(6)	32.19(9)	7.19(5)	27.43(5)	20.21(2)	23.75(2)
3 David Rowe	<b>257.59</b>	51	0	0	0	14.01(1)	18.25(5)	25.11(9)	29.88(2)	19.83(2)	23.19(3)	19.36(4)	22.47(2)	7.66(8)	26.90(7)	22.77(5)	28.16(3)
4 Greg Bell	<b>258.84</b>	54	0	1	1	9.25(2)	18.85(6)	22.03(3)	33.92(13)	23.86(4)	22.57(0)	16.23(5)	29.80(9)	4.02(0)	24.78(6)	22.71(3)	30.82(3)
5 Don Baker	<b>260.16</b>	57	1	1	0	9.83(0)	19.14(4)	30.20(8)	26.44(4)	20.82(1)	24.56(4)	18.21(0)	24.63(6)	6.78(7)	30.74(16)	19.95(3)	28.86(4)
6 Bob Briggs	<b>277.28</b>	45	1	1	0	13.61(0)	19.40(5)	22.41(4)	35.02(13)	38.15(3)	24.90(2)	14.36(0)	24.86(7)	4.91(2)	25.03(5)	26.13(0)	28.50(4)
7 Michael Joy	<b>278.61</b>	69	1	1	0	11.54(0)	19.76(8)	33.96(5)	27.76(4)	23.49(8)	24.86(3)	18.13(5)	25.38(2)	4.29(1)	37.67(30)	23.81(1)	27.96(2)
8 Ricky Gilbert	<b>288.15</b>	73	0	0	2	12.94(0)	19.47(2)	33.59(13)	40.89(15)	22.97(2)	23.18(4)	16.64(2)	26.31(6)	3.70(1)	34.14(15)	29.04(9)	25.28(4)
9 Arnold Brown	<b>294.96</b>	64	2	4	2	10.46(3)	17.94(3)	24.15(2)	42.55(24)	43.17(13)	22.80(0)	16.67(1)	22.76(4)	5.15(4)	35.88(1)	26.63(7)	26.80(2)
10 Myrin Young	<b>315.16</b>	56	0	0	1	13.86(7)	19.86(4)	31.53(8)	63.54(11)	25.41(3)	32.20(5)	18.10(2)	28.87(6)	4.84(2)	26.63(4)	24.22(3)	26.10(1)
11 Aaron Butler	<b>385.30</b>	91	1	0	0	25.18(2)	16.38(4)	107.76(19)	45.36(15)	29.00(8)	32.27(6)	22.05(6)	26.54(4)	5.06(2)	27.70(9)	23.68(7)	24.32(9)
<b>ESP - Sharpshooter</b>																	
1 Jeremy Moore	<b>264.70</b>	68	0	0	0	10.39(3)	18.94(2)	31.86(0)	38.75(7)	20.73(4)	24.80(5)	18.20(9)	25.26(14)	6.51(5)	23.64(8)	21.15(5)	24.47(6)
2 Jeff Melton	<b>283.12</b>	52	0	1	0	11.92(0)	19.25(4)	24.20(4)	40.60(7)	26.45(6)	26.52(0)	20.22(2)	21.42(4)	5.88(4)	33.79(12)	22.95(3)	29.92(6)
3 Ted Smethers	<b>283.57</b>	39	0	1	0	17.28(0)	18.27(2)	26.00(5)	30.50(9)	25.03(3)	35.03(0)	19.07(0)	22.46(2)	6.38(6)	31.30(8)	23.25(3)	29.00(1)
4 Adam Ruef	<b>310.54</b>	74	0	2	1	14.36(2)	23.61(11)	32.72(2)	36.11(16)	31.02(4)	29.18(1)	22.17(2)	26.10(8)	7.64(4)	25.36(8)	23.86(4)	38.41(12)
5 Tim Quinn	<b>313.64</b>	71	1	1	0	12.95(1)	19.67(2)	29.73(6)	45.08(15)	27.83(5)	34.97(0)	20.27(0)	26.12(9)	5.60(0)	35.39(19)	22.87(9)	33.16(5)
6 Steve Peterson	<b>328.28</b>	93	2	0	2	12.19(0)	21.73(2)	29.18(3)	42.56(22)	26.50(7)	40.92(5)	19.89(1)	33.68(7)	5.19(1)	34.78(25)	31.45(11)	30.21(9)
7 Larry Grimes	<b>329.86</b>	44	2	1	0	12.46(0)	32.53(6)	37.06(4)	44.64(3)	25.74(3)	32.87(2)	17.91(0)	23.48(2)	5.53(0)	37.14(8)	29.79(8)	30.71(8)
8 Michael Holland	<b>337.84</b>	39	1	0	1	13.32(0)	20.26(1)	29.69(8)	46.59(1)	29.96(3)	36.62(5)	20.72(0)	31.24(2)	15.54(2)	34.48(11)	29.84(4)	29.58(2)
9 Goose Changose	<b>338.72</b>	83	2	0	3	13.62(2)	20.09(8)	49.43(17)	53.55(15)	25.79(4)	35.31(6)	21.51(8)	28.49(6)	5.44(3)	30.34(7)	27.41(2)	27.74(5)
10 Roger Lisenbey	<b>340.79</b>	41	0	0	0	13.32(0)	21.30(6)	32.82(2)	42.60(3)	31.29(7)	37.27(2)	23.06(0)	33.85(9)	11.08(8)	35.15(4)	24.33(0)	34.72(0)
11 Rene Quindo	<b>359.52</b>	118	3	3	3	27.54(11)	32.99(4)	34.69(16)	54.33(23)	30.45(5)	27.90(6)	18.63(6)	31.46(15)	6.09(3)	33.90(22)	24.42(6)	37.12(1)
12 Robert Alcala	<b>377.36</b>	108	2	1	2	18.58(11)	28.24(11)	29.11(3)	54.94(15)	27.17(7)	54.09(3)	23.45(5)	42.83(13)	3.64(1)	31.36(20)	23.97(12)	39.98(7)
13 David Scott	<b>383.38</b>	95	0	2	0	14.58(1)	39.10(14)	37.31(2)	43.61(24)	32.40(11)	34.48(3)	22.30(1)	43.89(3)	5.73(0)	40.94(24)	27.77(8)	41.27(4)
14 Larry Vint	<b>384.33</b>	126	0	1	3	14.32(2)	25.72(8)	34.57(12)	51.23(15)	38.42(18)	37.19(2)	25.23(9)	30.49(6)	5.57(0)	44.22(35)	25.94(6)	51.43(13)
15 Paul Davis	<b>415.24</b>	76	0	0	2	14.68(2)	26.12(7)	47.01(16)	65.58(6)	38.71(3)	47.94(7)	23.67(0)	37.49(3)	5.78(3)	39.51(25)	30.04(1)	38.71(3)
16 Richard Davis	<b>416.94</b>	104	3	0	6	15.40(2)	29.52(7)	34.99(7)	77.81(25)	31.80(8)	61.56(11)	18.38(1)	29.38(7)	13.76(0)	48.13(25)	25.46(6)	30.75(5)



## CASA Fall Brawl October 15, 2011

All Shooters

	Match Score	--Penalties--				Stage 1	Stage 2	Stage 3	Stage 4	Stage 5	Stage 6	Stage 7	Stage 8	Stage 9	Stage 10	Stage 11	Stage 12
		PD	NT	PE	FN												
<b>ESP - Marksman</b>																	
1 Jason Kuns	<b>325.30</b>	104	1	0	1	14.80(5)	24.84(9)	39.33(8)	41.66(16)	25.10(2)	28.92(3)	22.85(3)	28.26(9)	6.04(0)	34.91(29)	27.58(16)	31.01(4)
2 Lee Jones	<b>357.07</b>	84	4	2	0	17.95(1)	26.65(10)	41.15(12)	36.56(13)	29.39(4)	40.08(2)	27.91(7)	28.46(8)	11.46(0)	39.13(21)	27.89(0)	30.44(6)
3 John Gronen	<b>368.25</b>	142	2	1	3	19.92(19)	21.42(10)	45.25(21)	51.34(18)	32.63(17)	28.33(2)	26.41(4)	37.76(6)	10.56(10)	34.66(19)	37.50(13)	22.47(3)
4 Mike Plato	<b>383.95</b>	130	3	0	6	18.45(12)	30.25(4)	49.47(20)	47.66(23)	24.93(6)	48.76(9)	27.23(7)	38.43(11)	10.11(2)	38.91(31)	22.92(0)	26.83(5)
5 Edward Bridy	<b>398.24</b>	75	3	0	1	13.51(1)	34.74(15)	32.96(2)	56.42(8)	35.77(6)	46.65(1)	28.53(2)	33.86(1)	4.33(1)	42.83(27)	22.92(3)	45.72(8)
6 Roxanne Hill	<b>413.61</b>	75	1	1	2	14.35(0)	25.08(5)	41.67(0)	75.60(19)	37.91(5)	33.12(1)	26.65(3)	34.15(10)	8.58(4)	38.24(17)	38.69(4)	39.57(7)
7 Lee Paull	<b>419.24</b>	106	3	0	0	16.82(0)	25.01(4)	26.53(0)	68.46(25)	41.91(16)	37.21(1)	27.44(7)	39.48(5)	10.68(5)	55.34(25)	38.59(11)	31.77(7)
8 Mark McArthur	<b>431.86</b>	141	2	1	2	22.64(9)	35.13(17)	36.64(3)	68.31(26)	36.47(13)	41.57(6)	26.58(2)	37.39(11)	8.36(2)	40.08(33)	44.37(16)	34.32(3)
9 Michael Hill	<b>437.09</b>	125	4	2	3	19.20(1)	31.22(5)	48.94(14)	53.10(26)	40.28(6)	36.22(1)	28.54(6)	41.50(18)	7.95(5)	56.52(27)	36.90(16)	36.72(0)
10 Steve Carter	<b>445.60</b>	85	1	6	1	17.31(0)	42.71(8)	39.09(5)	61.04(21)	30.81(7)	48.26(0)	26.33(2)	36.53(13)	8.07(3)	44.49(9)	46.68(9)	44.28(8)
11 Don Same	<b>457.14</b>	126	2	0	9	19.60(4)	23.54(9)	34.36(2)	68.24(23)	75.68(18)	40.00(1)	33.66(6)	37.24(12)	6.17(1)	46.82(34)	32.57(9)	39.26(7)
12 Jerry Aycock	<b>457.35</b>	111	3	0	1	21.10(4)	39.05(17)	43.70(3)	71.16(15)	32.08(9)	47.32(4)	26.78(1)	38.02(6)	13.09(5)	44.65(25)	38.82(16)	41.58(6)
13 Margo Stevens	<b>473.93</b>	79	1	1	1	23.49(1)	29.20(2)	63.34(12)	62.07(8)	35.93(2)	50.31(6)	21.83(1)	36.60(8)	10.58(3)	43.57(23)	39.52(10)	57.49(3)
14 Iris Grimes	<b>481.87</b>	155	1	1	6	21.44(11)	30.68(6)	46.88(15)	86.70(40)	35.90(7)	58.19(11)	24.44(2)	40.95(7)	6.70(1)	53.86(31)	36.47(13)	39.66(11)
15 Dusty Weaver	<b>549.52</b>	109	1	1	0	21.73(2)	34.85(8)	56.91(8)	77.36(22)	39.47(5)	53.63(5)	39.83(0)	57.35(14)	10.31(11)	45.01(2)	52.51(30)	60.56(2)
Brennan O'shea	<b>DNF</b>					16.94(6)	31.13(9)	35.12(7)	34.55(7)	34.01(13)	33.19(3)	31.56(11)	33.98(13)	6.49(3)	42.70(22)	22.01(3)	33.42(2)
<b>ESP - Novice</b>																	
1 Zandra Gilmore	<b>563.17</b>	145	2	0	7	24.95(1)	43.89(13)	47.79(16)	93.42(27)	58.30(18)	52.52(7)	36.18(3)	39.39(4)	10.84(7)	60.16(18)	42.65(13)	53.08(18)
2 Tiffany Jones	<b>594.11</b>	231	1	3	9	32.87(10)	40.76(19)	64.73(20)	70.32(43)	59.01(38)	77.66(6)	43.56(14)	45.54(14)	10.76(4)	56.85(43)	41.11(15)	50.94(5)
3 Heather Spath	<b>702.63</b>	218	2	3	9	28.38(8)	32.10(6)	93.97(24)	110.75(45)	54.61(19)	84.86(7)	41.45(1)	54.16(17)	9.41(4)	67.69(47)	46.15(20)	79.10(20)
<b>SSP - Master</b>																	
1 Chris Keller	<b>219.58</b>	39	0	0	0	9.27(0)	15.54(3)	23.37(7)	28.05(3)	19.60(2)	21.16(0)	16.28(2)	19.46(0)	3.85(0)	24.67(14)	<b>16.20(4)</b>	22.13(4)
2 BJ Norris	<b>233.01</b>	55	0	2	2	10.76(5)	<b>12.74(3)</b>	33.09(12)	32.01(12)	19.58(4)	20.70(0)	15.54(1)	21.38(5)	3.20(0)	<b>19.56(5)</b>	18.03(0)	26.42(8)
3 Evan Mills	<b>234.70</b>	65	0	2	1	10.72(5)	19.29(3)	<b>16.34(2)</b>	<b>22.44(5)</b>	<b>17.84(2)</b>	18.74(1)	22.73(11)	19.28(5)	5.33(3)	26.65(16)	29.80(9)	25.54(3)
4 Zeb Pomerence	<b>238.56</b>	52	2	0	0	11.62(3)	22.79(9)	28.87(7)	27.87(6)	19.41(8)	21.10(2)	21.18(4)	<b>19.13(3)</b>	4.03(2)	21.46(5)	18.97(1)	22.13(2)
5 Roman Leader	<b>259.38</b>	48	0	0	1	11.34(0)	16.01(1)	25.33(5)	25.89(8)	20.25(0)	30.74(4)	18.20(2)	25.15(2)	6.76(1)	32.72(22)	20.13(1)	26.86(2)
6 Matthew McArthur	<b>262.86</b>	63	1	0	0	12.09(2)	20.64(8)	22.90(5)	36.61(7)	22.84(8)	23.63(0)	15.99(5)	24.68(3)	4.66(3)	32.68(10)	24.59(6)	21.55(6)
7 Jeff Thomas	<b>276.32</b>	41	2	1	0	10.71(1)	18.55(1)	23.05(2)	38.92(7)	21.95(11)	30.40(2)	16.84(0)	28.46(4)	4.27(1)	28.31(6)	17.64(2)	37.22(4)
Dan Schwartz	<b>INC</b>	0	0	0	0	(0)	(0)	(0)	(0)	(0)	(0)	(0)	(0)	(0)	(0)	(0)	(0)



## CASA Fall Brawl October 15, 2011

All Shooters


	Match Score	--Penalties--				Stage 1	Stage 2	Stage 3	Stage 4	Stage 5	Stage 6	Stage 7	Stage 8	Stage 9	Stage 10	Stage 11	Stage 12	
		PD	NT	PE	FN													
<b>SSP - Expert</b>																		
1	Mark Boeckman	<b>267.80</b>	54	0	0	0	14.31 (13)	16.20 (1)	21.78 (1)	42.32 (7)	22.63 (4)	23.77 (1)	16.86 (3)	24.70 (1)	6.65 (7)	25.94 (10)	21.26 (5)	31.38 (1)
2	Jeremy Newell	<b>276.93</b>	71	4	0	1	10.25 (1)	17.02 (6)	40.47 (18)	28.52 (4)	18.22 (1)	22.46 (2)	15.59 (1)	30.57 (13)	5.68 (2)	32.35 (7)	25.90 (7)	29.90 (9)
3	Jeffery Smith	<b>290.06</b>	20	2	2	0	11.69 (0)	26.65 (1)	32.97 (0)	32.18 (5)	22.56 (2)	28.83 (0)	19.30 (0)	28.55 (0)	6.33 (1)	26.89 (5)	22.34 (0)	31.77 (6)
4	John Tittle	<b>292.44</b>	55	1	2	1	14.87 (5)	18.61 (2)	36.05 (1)	38.75 (11)	27.82 (8)	26.76 (2)	18.11 (0)	26.11 (4)	4.47 (1)	29.24 (7)	23.81 (11)	27.84 (3)
5	Ladd Dilworth	<b>298.58</b>	76	0	1	0	12.10 (1)	25.33 (11)	27.81 (11)	41.38 (15)	27.23 (6)	24.52 (2)	20.75 (0)	24.84 (1)	8.10 (2)	37.90 (24)	22.27 (2)	26.35 (1)
6	John Winters	<b>303.08</b>	77	1	2	0	9.92 (0)	24.85 (7)	32.85 (13)	40.16 (6)	25.04 (7)	27.73 (1)	17.41 (1)	26.01 (11)	6.52 (2)	38.22 (13)	31.63 (15)	22.74 (1)
7	Nicky Carter	<b>309.13</b>	79	2	0	0	16.60 (10)	19.66 (3)	27.06 (3)	47.17 (8)	24.02 (4)	33.88 (2)	18.69 (4)	31.29 (20)	<b>3.13 (0)</b>	32.62 (14)	20.24 (3)	34.77 (8)
8	Dan Warner	<b>310.47</b>	84	0	0	1	11.36 (0)	18.65 (7)	29.69 (8)	43.12 (13)	27.90 (9)	36.23 (5)	22.89 (1)	26.66 (4)	9.00 (9)	28.58 (9)	23.17 (6)	33.22 (13)
9	Deon Greenwood	<b>310.55</b>	126	2	0	3	15.22 (5)	21.81 (12)	26.98 (5)	44.72 (19)	35.24 (18)	31.73 (9)	16.57 (6)	31.76 (12)	4.65 (3)	33.31 (27)	27.69 (8)	<b>20.87 (2)</b>
10	Adam Romain	<b>318.51</b>	47	4	0	0	11.15 (0)	23.42 (1)	36.66 (3)	42.50 (14)	24.14 (2)	36.51 (2)	20.95 (2)	27.85 (2)	5.64 (2)	36.73 (13)	25.83 (5)	27.13 (1)
11	Douglas Pischke	<b>319.66</b>	68	2	1	0	11.97 (1)	32.51 (18)	42.66 (9)	39.37 (4)	24.57 (2)	28.33 (2)	20.69 (9)	27.22 (4)	9.81 (7)	29.57 (8)	23.17 (2)	29.79 (2)
12	Tim Norris	<b>337.29</b>	95	2	1	1	15.92 (7)	27.55 (11)	26.92 (4)	44.27 (18)	29.15 (7)	37.08 (3)	22.74 (2)	29.79 (12)	8.34 (3)	27.75 (13)	31.56 (11)	36.22 (4)
	Mark Porretto	<b>INC</b>	0	0	0	0	(0)	(0)	(0)	(0)	(0)	(0)	(0)	(0)	(0)	(0)	(0)	(0)



## CASA Fall Brawl October 15, 2011

All Shooters


	Match Score	--Penalties--				Stage 1	Stage 2	Stage 3	Stage 4	Stage 5	Stage 6	Stage 7	Stage 8	Stage 9	Stage 10	Stage 11	Stage 12
		PD	NT	PE	FN												
<b>SSP - Sharpshooter</b>																	
1 Todd Kovach	<b>272.01</b>	39	1	1	0	12.18(0)	20.60(9)	29.05(0)	34.58(6)	21.72(4)	24.93(1)	19.99(0)	24.06(1)	5.47(2)	28.92(6)	25.21(6)	25.30(4)
2 Tommy Thomas	<b>292.94</b>	84	0	1	2	11.31(0)	21.84(2)	28.84(4)	33.86(7)	25.94(7)	39.25(11)	17.61(0)	26.06(7)	7.70(8)	29.97(18)	20.97(4)	29.59(16)
3 Robert Powell	<b>320.23</b>	85	0	0	4	10.38(0)	27.05(15)	36.75(9)	55.60(15)	25.13(7)	26.56(0)	23.01(2)	32.60(13)	5.55(2)	29.87(7)	20.12(4)	27.61(11)
4 Randy Ross	<b>324.49</b>	110	2	0	1	16.93(15)	21.92(7)	34.62(10)	45.89(23)	25.56(6)	29.68(4)	17.11(3)	38.82(13)	6.68(2)	31.21(17)	26.27(8)	29.80(2)
5 Russell Babb	<b>327.01</b>	85	1	1	0	12.94(2)	19.27(2)	37.06(1)	38.18(13)	28.59(5)	35.06(1)	19.50(0)	28.72(4)	5.02(1)	40.95(31)	29.07(13)	32.65(12)
6 Steven Prater	<b>327.47</b>	111	2	0	0	13.14(2)	21.32(7)	37.48(8)	49.57(22)	23.49(5)	24.24(1)	23.35(7)	27.97(8)	7.65(9)	30.49(10)	31.40(12)	37.37(20)
7 Akhilesh Bajaj	<b>331.17</b>	87	1	2	2	13.79(1)	20.60(3)	40.80(5)	41.16(15)	28.21(8)	23.60(1)	31.26(14)	30.21(11)	6.43(3)	32.94(17)	23.18(1)	38.99(8)
8 Charla Scott	<b>331.21</b>	74	2	1	0	15.26(1)	24.31(9)	31.47(3)	45.98(13)	26.84(11)	24.76(1)	18.24(1)	33.09(5)	5.88(1)	51.11(24)	26.75(5)	27.52(0)
9 Clint Bryant	<b>334.78</b>	119	2	1	0	18.76(10)	20.65(8)	33.74(12)	47.11(19)	24.27(0)	29.53(3)	26.76(1)	27.22(12)	8.65(6)	44.21(39)	24.92(6)	28.96(3)
10 Jess Carter	<b>335.91</b>	47	1	0	1	13.96(1)	26.21(2)	30.61(6)	50.09(8)	27.71(1)	35.99(5)	21.16(1)	31.61(4)	5.56(0)	35.79(14)	26.35(3)	30.87(2)
11 Larry Zoppi	<b>336.55</b>	80	1	2	2	10.65(2)	20.95(7)	28.42(8)	51.86(16)	26.41(8)	38.35(4)	24.91(2)	41.50(19)	4.61(1)	29.87(10)	24.50(0)	34.52(3)
12 Len Griffin	<b>350.35</b>	139	2	5	5	11.40(5)	25.20(12)	32.88(14)	46.63(26)	26.44(3)	34.31(2)	27.78(7)	41.50(21)	5.52(3)	48.35(34)	21.98(6)	28.36(6)
13 Chris Jerkins	<b>355.13</b>	66	0	1	0	13.51(0)	24.86(3)	39.80(13)	58.01(10)	30.59(12)	35.92(0)	29.98(4)	33.70(8)	6.79(2)	30.26(12)	20.98(0)	30.73(2)
14 Jess Blevins	<b>357.45</b>	51	0	3	0	14.35(0)	26.81(9)	30.42(1)	43.87(10)	31.07(10)	40.78(1)	25.67(2)	32.17(2)	9.16(0)	29.20(7)	30.83(6)	43.12(3)
15 Raj Nayak	<b>370.24</b>	86	1	2	3	13.46(1)	21.63(4)	37.80(13)	43.76(15)	30.92(3)	50.83(0)	20.71(1)	33.94(9)	13.25(8)	36.34(13)	37.19(18)	30.41(1)
16 John Spencer	<b>376.73</b>	90	1	5	1	18.73(8)	28.92(7)	44.65(8)	50.75(13)	34.38(9)	40.89(4)	20.94(1)	33.81(9)	8.69(1)	35.91(24)	25.08(0)	33.98(6)
17 William Wallace	<b>380.60</b>	35	0	1	0	16.29(0)	25.60(6)	33.55(0)	52.25(6)	32.44(10)	38.69(1)	30.37(1)	43.63(2)	9.08(0)	32.09(1)	30.17(5)	36.44(3)
18 Becky Sells	<b>384.83</b>	101	1	0	3	21.27(1)	26.77(11)	29.44(4)	59.49(24)	29.20(4)	38.55(8)	21.50(2)	43.55(17)	7.40(4)	41.48(17)	32.38(1)	33.80(8)
19 Jimmy Ballew	<b>400.22</b>	32	1	2	1	15.44(1)	27.06(7)	39.14(2)	47.96(6)	34.11(3)	40.39(0)	34.82(0)	32.74(1)	10.63(7)	37.70(3)	31.08(0)	49.15(2)
20 Jess Lamphere	<b>416.92</b>	101	4	3	1	16.99(4)	48.36(6)	39.65(6)	64.70(22)	26.57(9)	47.96(2)	27.23(7)	32.44(7)	9.26(5)	32.67(10)	23.91(2)	47.18(21)
21 Gary Brown	<b>424.66</b>	107	3	3	1	22.31(12)	35.88(12)	38.28(10)	52.34(19)	36.67(7)	44.58(3)	26.54(3)	28.66(3)	8.70(0)	38.97(23)	35.59(12)	56.14(3)
22 Steve Vaughn	<b>438.54</b>	103	3	3	1	23.65(2)	30.17(2)	39.62(12)	52.47(16)	35.64(9)	67.41(5)	33.61(3)	33.02(2)	8.84(1)	44.84(42)	29.64(4)	39.63(5)



## CASA Fall Brawl October 15, 2011

All Shooters


	Match Score	--Penalties--				Stage 1	Stage 2	Stage 3	Stage 4	Stage 5	Stage 6	Stage 7	Stage 8	Stage 9	Stage 10	Stage 11	Stage 12	
		PD	NT	PE	FN													
<b>SSP - Marksman</b>																		
1	Richard Reitzammer	<b>345.47</b>	37	0	2	0	15.99(0)	24.55(3)	30.58(1)	46.81(3)	34.24(12)	32.81(1)	28.73(4)	32.12(0)	8.10(0)	30.00(7)	25.60(3)	35.94(3)
2	Jackson Prater	<b>348.13</b>	128	0	1	3	14.83(10)	26.10(12)	30.61(10)	70.88(38)	31.93(13)	31.31(2)	20.78(4)	24.92(3)	5.29(1)	35.05(20)	29.10(9)	27.33(6)
3	Les Porter	<b>359.50</b>	63	1	1	0	13.50(1)	25.36(3)	35.61(1)	51.04(10)	32.38(5)	37.39(0)	25.55(2)	35.02(6)	7.86(3)	30.53(15)	25.36(1)	39.90(16)
4	Ron Denton	<b>380.76</b>	70	1	0	1	18.08(6)	27.68(7)	36.51(3)	65.37(11)	28.22(5)	44.01(8)	24.91(2)	29.41(1)	6.83(2)	36.38(20)	25.15(3)	38.21(2)
5	Richard Elms	<b>402.72</b>	123	4	2	3	15.70(3)	21.29(8)	39.22(9)	62.44(22)	32.91(6)	42.63(7)	28.72(11)	34.45(7)	8.13(5)	51.06(30)	23.46(8)	42.71(7)
6	Ron Fenton	<b>425.20</b>	82	0	1	1	16.88(0)	32.01(8)	39.47(1)	53.82(18)	34.71(2)	39.66(2)	31.98(0)	49.24(12)	7.05(4)	43.39(26)	34.70(5)	42.29(4)
7	David Biggers	<b>445.44</b>	46	2	1	1	23.71(0)	28.52(3)	38.68(2)	63.97(7)	37.70(5)	49.31(7)	38.53(1)	35.94(7)	9.51(0)	41.82(10)	29.51(2)	48.24(2)
8	David Jones	<b>455.51</b>	84	0	1	3	22.11(2)	43.45(13)	33.07(2)	75.80(7)	38.98(11)	44.84(7)	30.67(6)	30.93(1)	11.29(11)	46.99(19)	44.17(3)	33.21(2)
9	Haris Goldman	<b>459.69</b>	114	2	3	3	21.66(11)	34.97(5)	54.89(15)	60.79(20)	26.41(2)	57.26(13)	23.76(3)	35.54(4)	10.07(2)	61.18(24)	30.00(10)	43.16(5)
10	Bill Waters	<b>462.58</b>	146	3	2	0	14.49(2)	33.78(18)	35.76(4)	43.57(6)	48.79(19)	52.83(1)	30.07(3)	39.78(10)	35.42(11)	57.13(51)	33.99(11)	36.97(10)
11	Michelle Ludolph	<b>485.99</b>	125	2	0	4	22.05(4)	36.08(10)	41.93(14)	67.06(29)	39.24(10)	50.41(10)	27.95(6)	41.51(6)	10.48(6)	51.61(17)	46.81(9)	50.86(4)
12	AJ Jackson	<b>492.78</b>	194	4	1	7	17.18(2)	26.78(13)	40.74(14)	78.92(39)	46.54(18)	51.47(13)	26.98(9)	50.57(17)	16.66(0)	57.76(37)	38.30(26)	40.88(6)
13	Joyce Beggs	<b>499.39</b>	148	5	2	2	20.17(8)	31.71(8)	80.64(8)	72.58(30)	39.73(13)	50.27(6)	39.13(2)	32.95(11)	7.84(3)	42.72(29)	33.77(16)	47.88(14)
14	Dorothy Goodwin	<b>512.61</b>	134	3	0	6	20.46(3)	30.94(5)	47.38(8)	75.83(41)	40.54(8)	67.93(16)	29.43(1)	39.07(8)	8.14(2)	51.92(21)	41.60(8)	59.37(13)
15	DeDe Carter	<b>535.78</b>	140	5	0	3	29.93(14)	32.87(7)	47.98(12)	94.71(23)	39.58(6)	61.21(5)	32.27(7)	39.32(11)	32.40(30)	44.34(16)	38.84(5)	42.33(4)
16	Ed Blaine	<b>593.20</b>	172	2	3	5	24.09(1)	32.26(5)	52.45(12)	82.12(40)	56.74(12)	58.98(3)	38.73(10)	47.68(20)	14.77(8)	60.53(40)	64.38(17)	60.47(4)
	Randy Smith	<b>INC</b>	0	0	0	0	(0)	(0)	(0)	(0)	(0)	(0)	(0)	(0)	(0)	(0)	(0)	(0)
<b>SSP - Novice</b>																		
1	Cameron Jones	<b>617.72</b>	225	3	6	4	23.48(6)	43.10(15)	57.61(4)	83.80(46)	50.82(20)	64.59(3)	45.32(10)	50.23(8)	11.25(8)	83.93(61)	46.51(27)	57.08(17)
<b>ESR - Expert</b>																		
1	Jason Davis	<b>357.72</b>	105	0	1	2	16.07(9)	24.39(8)	33.58(4)	62.56(21)	31.84(11)	38.19(7)	21.15(6)	30.27(11)	4.81(0)	35.60(17)	24.78(1)	34.48(10)
<b>SSR - Master</b>																		
1	Roger Reid	<b>323.66</b>	46	0	0	0	15.04(0)	22.92(2)	28.69(6)	53.33(13)	33.87(3)	28.60(0)	21.10(5)	26.39(1)	4.56(0)	30.44(14)	29.96(0)	28.76(2)
<b>SSR - Expert</b>																		
1	Jack Davis	<b>323.66</b>	65	2	0	0	12.71(0)	20.45(1)	30.97(3)	51.41(11)	24.93(7)	30.32(1)	27.16(0)	28.56(7)	5.66(3)	33.47(18)	29.27(11)	28.75(3)
<b>SSR - Sharpshooter</b>																		
1	Brett Bryant	<b>407.54</b>	70	0	2	0	17.56(6)	35.29(10)	41.22(9)	52.06(9)	34.51(10)	43.16(0)	26.70(0)	41.51(4)	7.38(0)	33.43(16)	28.06(2)	46.66(4)
2	Jeb Burnett	<b>455.52</b>	121	1	0	3	21.57(17)	27.10(6)	58.33(9)	72.00(21)	29.28(8)	51.36(10)	23.88(1)	48.23(3)	7.39(2)	44.52(31)	28.55(7)	43.31(6)



## CASA Fall Brawl October 15, 2011

All Shooters

	Match Score	--Penalties--				Stage 1	Stage 2	Stage 3	Stage 4	Stage 5	Stage 6	Stage 7	Stage 8	Stage 9	Stage 10	Stage 11	Stage 12
		PD	NT	PE	FN												
<b>SSR - Marksman</b>																	
1 David Habig	<b>445.00</b>	106	3	0	2	12.81 (1)	32.63 (7)	39.37 (6)	46.11 (9)	40.42 (9)	65.32 (13)	26.97 (7)	55.49 (14)	4.63 (1)	42.85 (26)	42.90 (9)	35.50 (4)
2 Alan Holmes	<b>477.04</b>	71	1	0	1	32.75 (1)	40.58 (10)	42.30 (5)	70.91 (12)	27.93 (0)	72.47 (8)	27.26 (1)	33.12 (3)	7.30 (5)	47.08 (18)	35.54 (5)	39.80 (3)
3 Bob Houston	<b>477.24</b>	89	1	1	3	17.21 (3)	46.52 (20)	56.35 (3)	75.22 (19)	38.65 (9)	48.28 (1)	31.56 (9)	44.27 (14)	7.22 (6)	39.77 (3)	34.83 (1)	37.36 (1)



## CASA Fall Brawl October 15, 2011

All Shooters

---

### Total Match Penalties:

Target Points Down (PD) - 12,735

Hits on Non-Threats (NT) - 204

Procedural Errors (PE) - 181

Failures to Neutralize (FN) - 240

---

### Key to Penalties:

**PD** = Target Points Down. Each point down adds 1/2 second to your score.

**NT** = Hit on Non Threat target. Each HNT adds 5 seconds to your score.

**PE** = Procedural Error. Each adds 3 seconds to your score.

**FN** = Failure to Neutralize (no hits in the 0 or -1 zone) Each adds 5 seconds to your score.

---

### Key to Abbreviations:

**CDP** = **Custom Defensive Pistol**, such as 1911. Must be .45 ACP with maximum magazine load of 8 rounds

**ESP** = **Enhanced Service Pistol**, single action or SA/DA such as H&K P7 or CZ-75 or Springfield XD

**SSP** = **Stock Service Pistol**, double action or 'Safe Action' such as Glock or SIG

**ESR** = **Enhanced Service Revolver**, rimmed or rimless ammo, full moon clip, power factor of 165,000

**SSR** = **Stock Service Revolver**, rimmed case ammo, no full moon clips

**DNF** = **Did Not Finish**